

Solutions for a Greener & Healthier Environment in Richmond

Joel I., Jacob R., Angel C., Karely P., Celina M., Dafne R., Mario R.



Meet the Team!



Mario

10th Grade
Leadership High
School



Karely

10th Grade
Invictus of
Richmond



Angel

9th Grade
John F. Kennedy
High School



Dafne

10th Grade
John Henry High
School



Celina

10th Grade
Richmond High
School



Jacob

10th Grade
Making Waves
Academy



Joel

9th Grade
John Henry High
School

Agenda

01

About YPAR

02

About
Richmond

03

Research
Question

04

Methods

05

Data &
Analysis

06

Results

07

Recommendations

08

Limitations

Our YPAR Program

(Youth Participatory Action Research)

2019



2020



2021



Focus: Assets and disorders in Richmond

Focus: Access to healthy foods in Richmond

Focus: Deterrents in recreational areas in Richmond

Our 2022 YPAR Team



Networking & Socializing



Community Service




Community Research



Lab and College Tours

About Richmond

1941



WWII Richmond Shipyards

2012



Chevron refinery Explosion

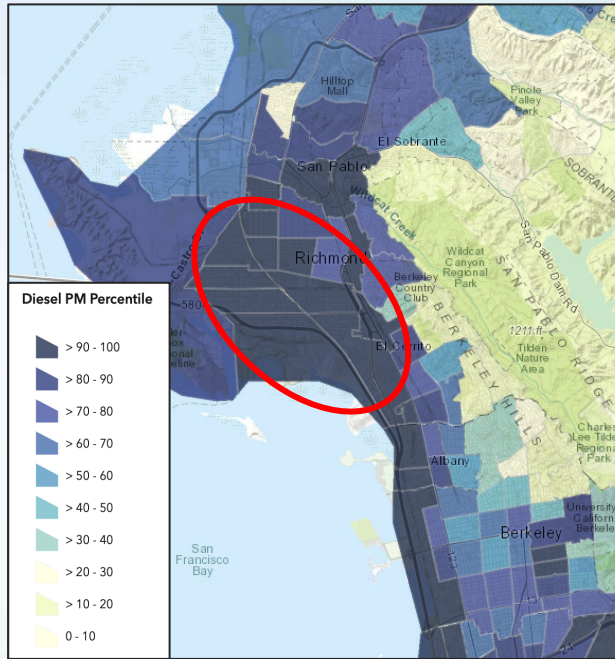
2020



Wildfires in California

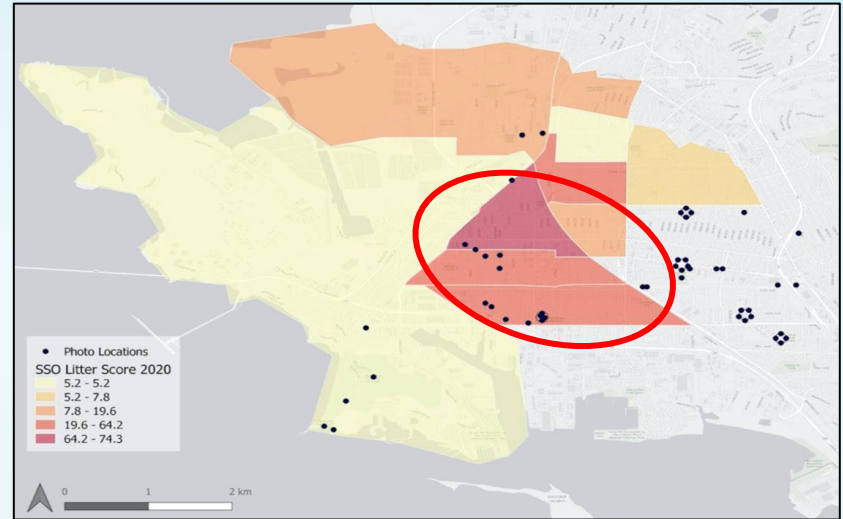


Environmental Disorders



Air pollution (diesel particulate matter)

Source: CES 4.0



Map of litter in the Richmond area

Source: YPAR 2019 Cohort

Health Disparities: Asthma

Richmond has double the asthma prevalence of California



1/4

Richmond/San Pablo

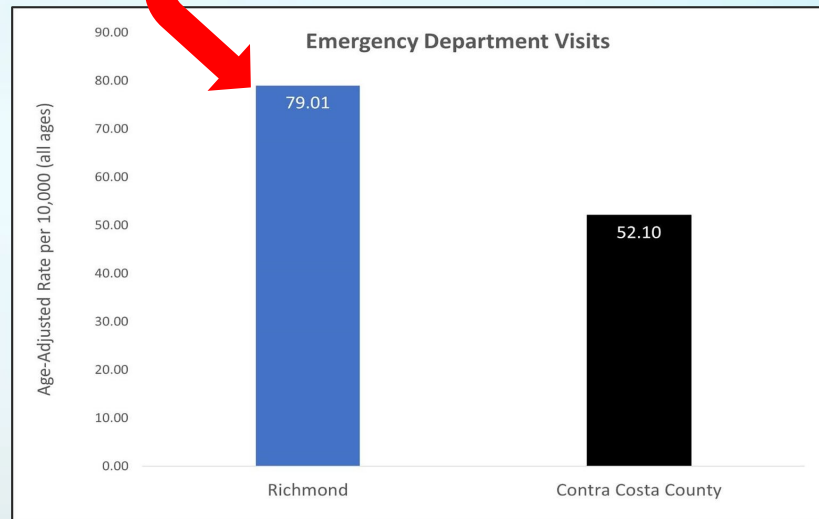
vs



1/8

California

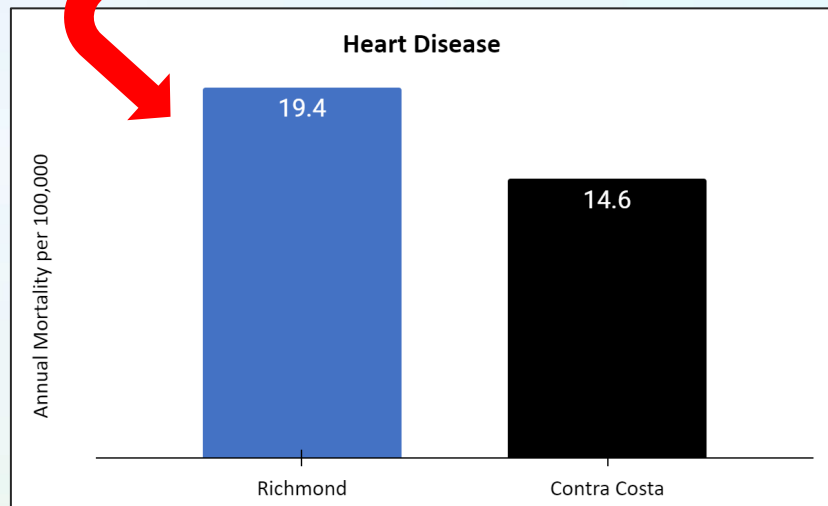
Richmond residents have more ED visits for asthma



Source: Office of Statewide Health Planning and Development, 2013-2018

Health Disparities: Heart Disease

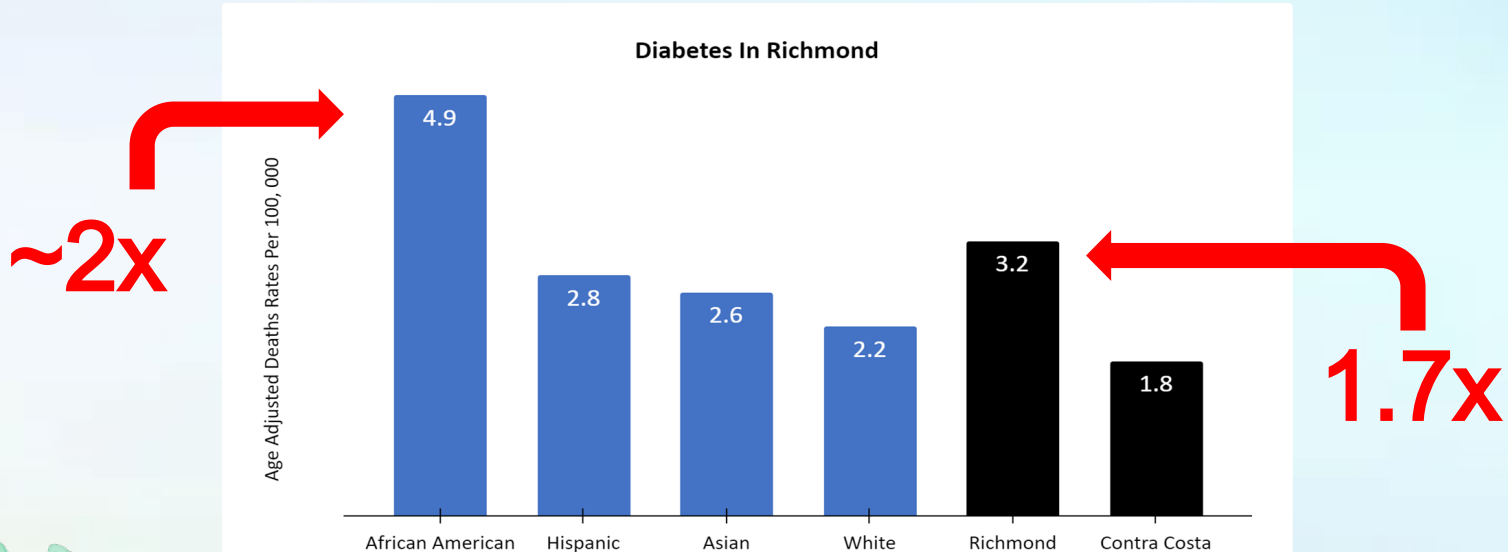
There are higher rates of heart disease in Richmond than in Contra Costa County



Source: California Death Statistical Master Files, 2008-2012

Health Disparities: Diabetes

Richmond has higher rates of diabetes




Source: California Death Statistical Master Files , 2008-2012


Source: California Death Statistical Master Files, 2008-2012

Our Research Question

What interventions can benefit health and wellness by improving environmental disorders in areas that the Richmond community uses often?



Environment



Health & Wellness

Defining our Research Question



Physical, mental, emotional, social,
spiritual well-being;
absence of disease

What interventions can benefit health and wellness by improving environmental disorders in areas that the Richmond community uses often?

Litter/trash
Lack of green space or trees
Poorly maintained spaces
Poor streetscapes
Pollution
Illegal activity



Why We Created This Project

Our Goals

- Hear from the community about what interventions they want to see
- Get 250 surveys in one week
- Improve health and wellness in Richmond by addressing environmental disorders

Our Rationale

- Bring awareness to issues in our communities and improve overall health within disadvantaged communities.
- More community research is needed
- We have a personal connection with these environmental and health issues

Our Target Population

Who was eligible?

- Richmond residents: Adults and Youth (13-17)
- Richmond community - based organizations



Our Research Method: Surveys

Quantita

Questions

Online Information Sheet

Thank you for your interest in taking our survey!
¡Gracias por su interés en participar en nuestra encuesta!

Do you want to read the information sheet in English or Spanish?
* must provide value

English
 Spanish

reset

Please read the information below, and click "SUBMIT" if you'd like to participate in this survey and move on to the next page.

Ug
UNIVERSITY OF CALIFORNIA, SAN FRANCISCO
CENTER FOR ENVIRONMENTAL AND ESTUARINE SCIENCE

Study Title: WQAP 2012 Monitoring Assessment Project
Principal Investigator: [redacted]
Study Location: [redacted]

The following study and data collection activities are for scientific purposes and are not intended to cause any harm or discomfort to participants. The study is being conducted in a safe and secure environment. The study is being conducted in a safe and secure environment. The study is being conducted in a safe and secure environment.

What will happen if I take part in this research study?
If you agree to participate in this study, you will be asked to complete a survey. The survey will take approximately 10-15 minutes to complete. You will be asked to provide information about your background and your views on water quality. Your responses will be kept confidential and will only be used for research purposes.

How will the information be used?
The information you provide will be used to help us understand the factors that affect water quality in the San Francisco Bay Area. The information will be used to develop and improve water quality monitoring programs. The information will be used to help us understand the factors that affect water quality in the San Francisco Bay Area.

Can I stop participating at any time?
Yes, you can stop participating at any time. You will not be penalized in any way for stopping. You will not be penalized in any way for stopping.

Can I see the results of the study?
Yes, you can see the results of the study. You will be given the opportunity to see the results of the study. You will be given the opportunity to see the results of the study.

Ug
UNIVERSITY OF CALIFORNIA, SAN FRANCISCO
CENTER FOR ENVIRONMENTAL AND ESTUARINE SCIENCE

The following study and data collection activities are for scientific purposes and are not intended to cause any harm or discomfort to participants. The study is being conducted in a safe and secure environment. The study is being conducted in a safe and secure environment. The study is being conducted in a safe and secure environment.

What will happen if I take part in this research study?
If you agree to participate in this study, you will be asked to complete a survey. The survey will take approximately 10-15 minutes to complete. You will be asked to provide information about your background and your views on water quality. Your responses will be kept confidential and will only be used for research purposes.

How will the information be used?
The information you provide will be used to help us understand the factors that affect water quality in the San Francisco Bay Area. The information will be used to develop and improve water quality monitoring programs. The information will be used to help us understand the factors that affect water quality in the San Francisco Bay Area.

Can I stop participating at any time?
Yes, you can stop participating at any time. You will not be penalized in any way for stopping. You will not be penalized in any way for stopping.

Can I see the results of the study?
Yes, you can see the results of the study. You will be given the opportunity to see the results of the study. You will be given the opportunity to see the results of the study.

Thank you!



Our Research Method: Snowball Sampling

Snowball Sampling

- Chain reaction
- More respondents

How it benefited us

- Fast and efficient results
- Helps us gather more responses



Recruitment and Data Collection

Social Media



Online 10-minute survey

TOGETHER WE CAN IMPROVE RICHMOND

We are asking Richmond adults, teenagers, and community based organizations in Richmond to complete a 10-minute survey to help us find solutions that improve environmental issues and community health and wellness in Richmond, CA.

To complete the survey:
Go to:
<https://tinyurl.com/3v9eudvc>
or scan the QR code


Get a \$5 e-gift card once you're done

Then share the survey with 5 of your friends (optional)



(About us) We are Richmond high-school students in the YPAR (Youth Participatory Action Research) program with UCSF. We created this survey and by the end of our program in August we will present the results and our recommendations to city leaders, community members, and community-based organizations.


Lifelong WJHC



Visited 21 places in the Community



Where in the community we went to

- Nevin Center*
 - Cesar Chavez Elementary
 - RYSE center
 - The Latina Center
 - The North Richmond Baptist Church*
 - Metro
 - Walgreens
 - Starbucks
 - Richmond Senior Center
 - Laundromats
 - Richmond Library
 - Contra Costa College
 - CVS
 - Steege Elementary*
 - Marina Bay
 - Bakery seronas
 - Richmond Art Center
 - La Raza Market
 - Andy's donuts
 - Serrano's Bakery
 - Peet's Coffee
- 

Pre-data collection: Preparing Ourselves

1. Learned how to create a survey
2. Made a script to introduce our survey in Spanish and English
3. Practiced our surveys with one another and with LifeLong staff

Script

Hola! Me llamo ____, tiene tiempo para tomar esta encuesta sobre cómo mejorar la comunidad de Richmond? Soy de YPAR que es un programa de investigaciones para jóvenes en Richmond y estamos enfocados en reconocer los problemas ambientales en Richmond para mejorar la salud. Queremos escuchar la opinión de nuestra comunidad sobre el ambiente y cómo mejorar la comunidad. Tienes 10 minutos para tomar la encuesta? En cuanto termine la encuesta puede recibir una tarjeta de regalo electrónica de \$5 por su participación.

Hi, my name is _____. Do you have some time to take this survey about improving Richmond's environment? I am from YPAR which is a youth-led research program and we are focusing on improving health by addressing environmental issues in Richmond. We want to hear our residents' opinions on the environment and how to improve the community.

Pre-data collection: Preparing Ourselves



Avoiding Bias in Our Research

Biased -

How great are these interventions to improve neighborhood quality?



- Ensure questions are fact based

Unbiased -

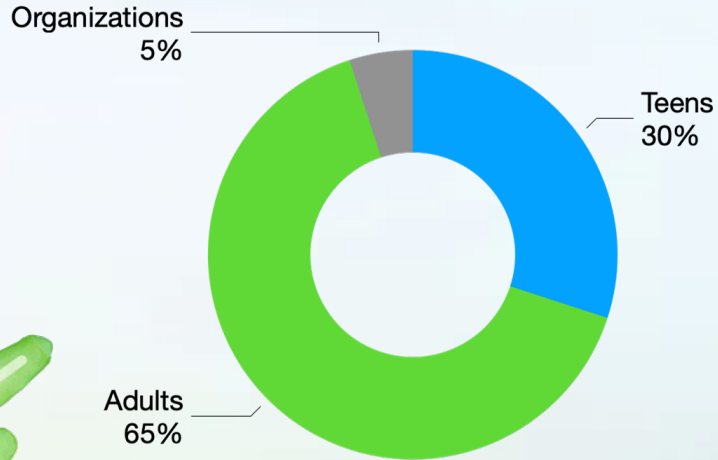
Do you agree or disagree with the following interventions to improve neighborhood quality?



Data & Analysis

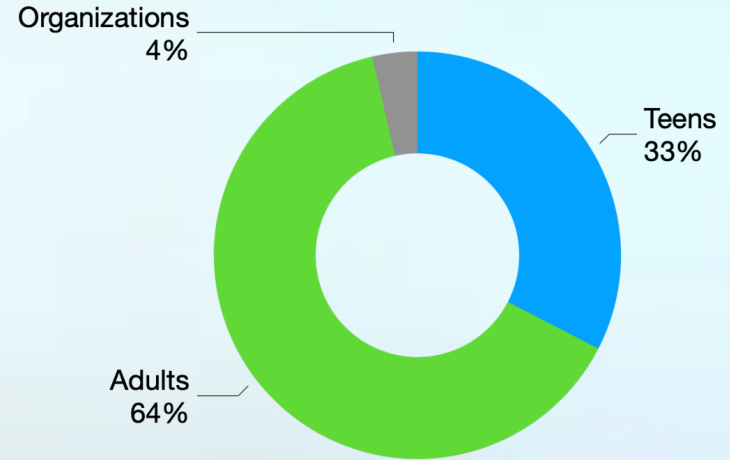
OUR GOAL

250 total surveys



IN ACTUALITY

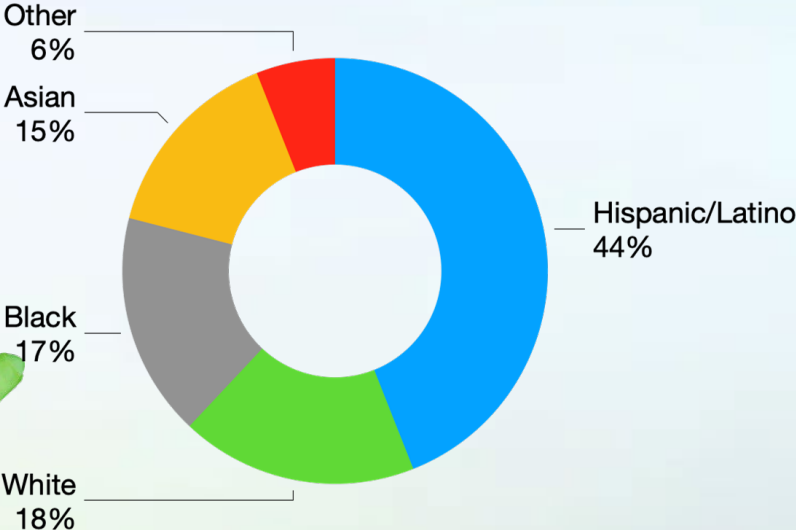
306 total surveys



Data & Analysis

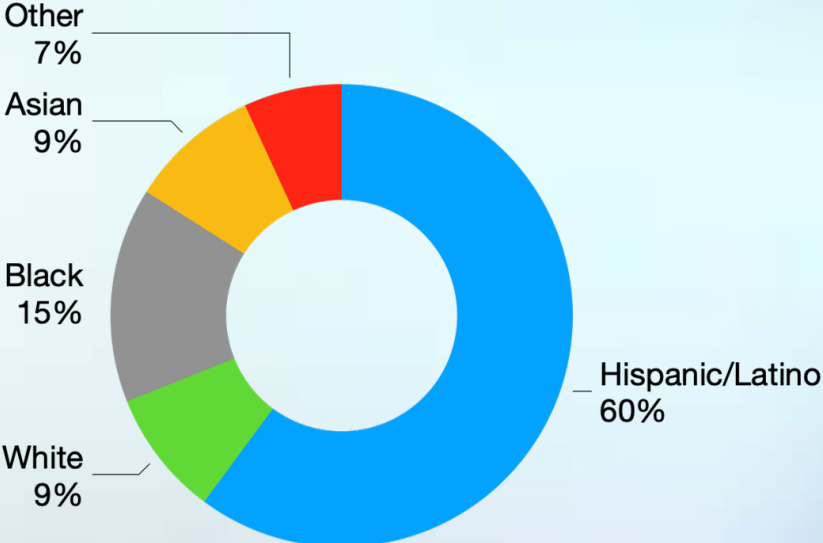
OUR GOAL

Racial-Ethnic Demographics in Richmond



IN ACTUALITY

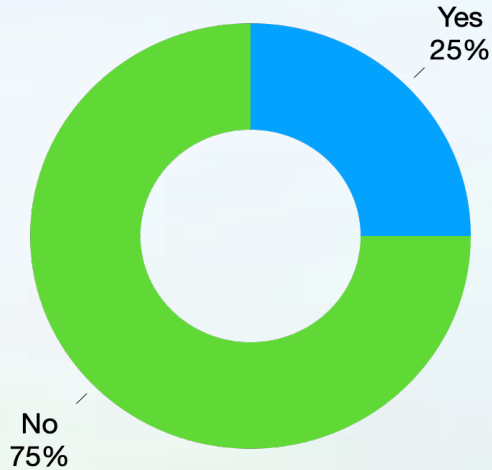
Racial-Ethnic Demographics in Our Surveys



Data & Analysis

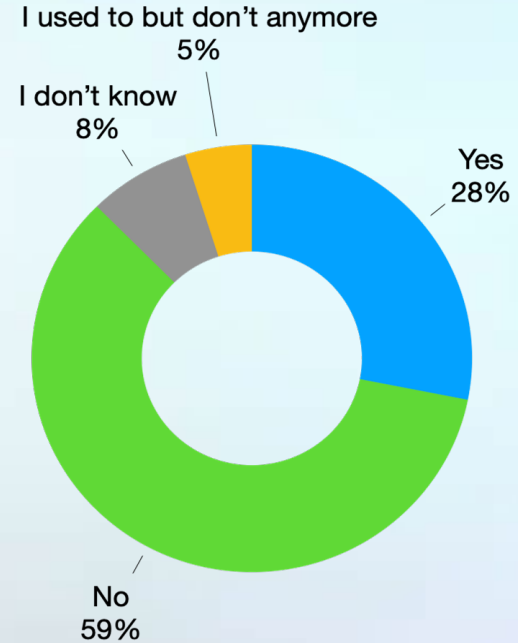
OUR GOAL

Asthma prevalence in Richmond



IN ACTUALITY

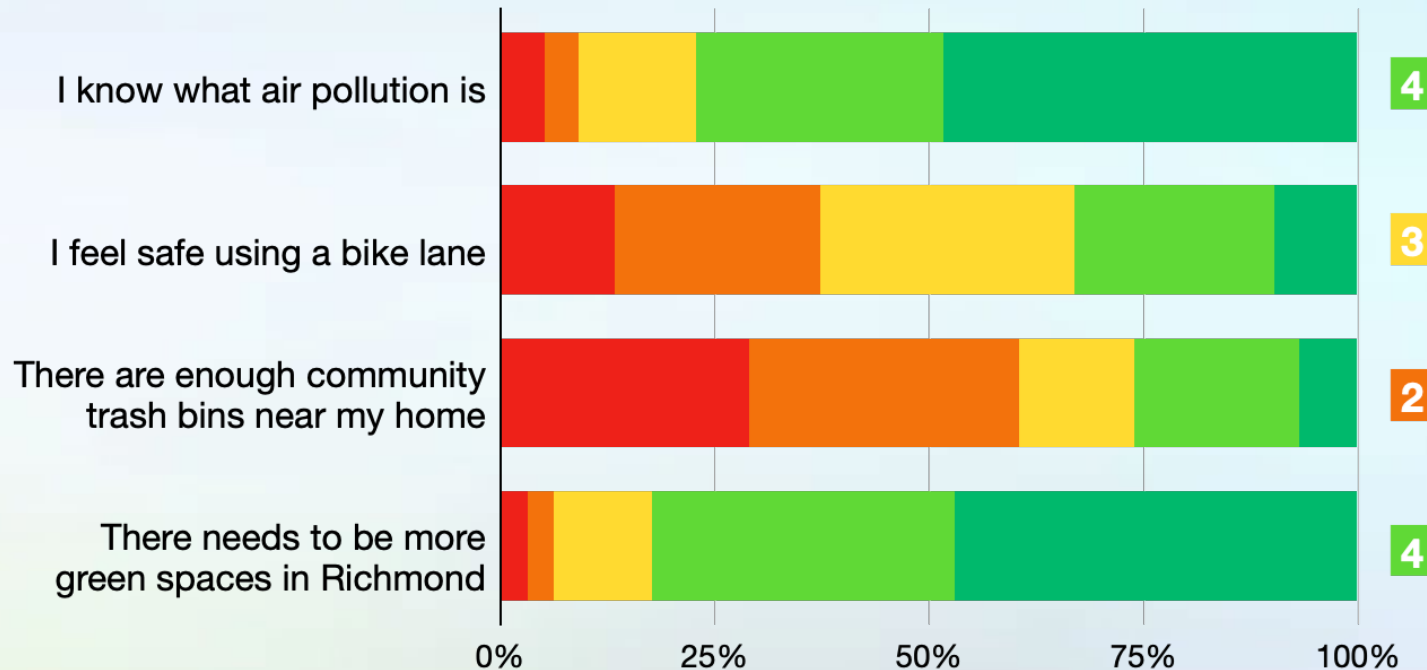
Asthma prevalence among our participants



Results

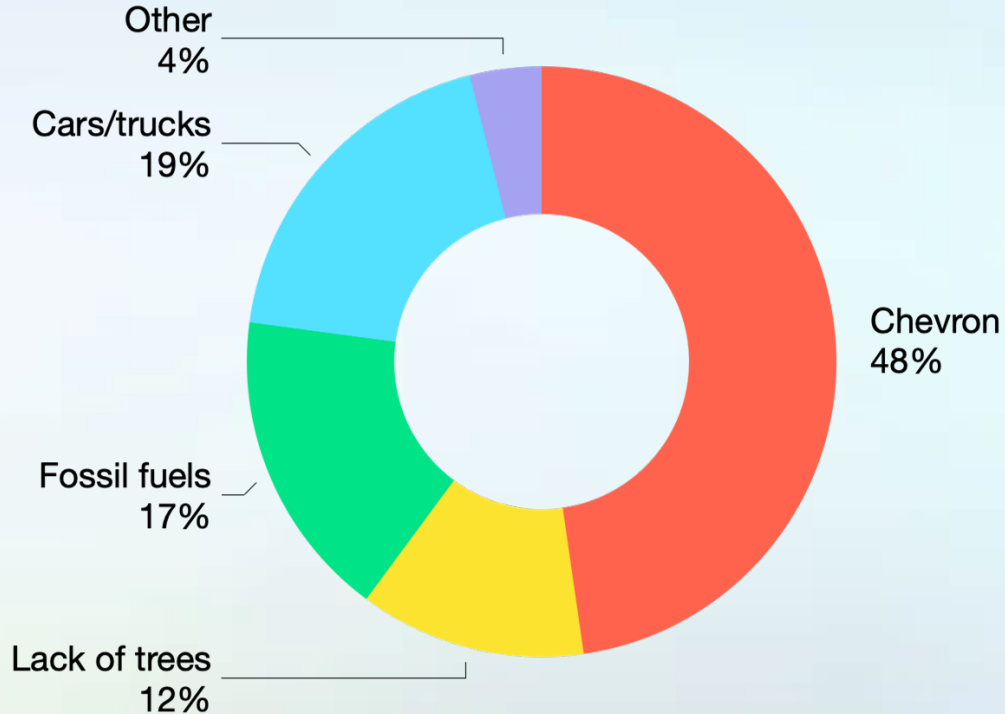
Do you agree or disagree with the following statements?

1 - Strongly Disagree 2 - Disagree 3 - Neutral 4 - Agree 5 - Strongly Agree



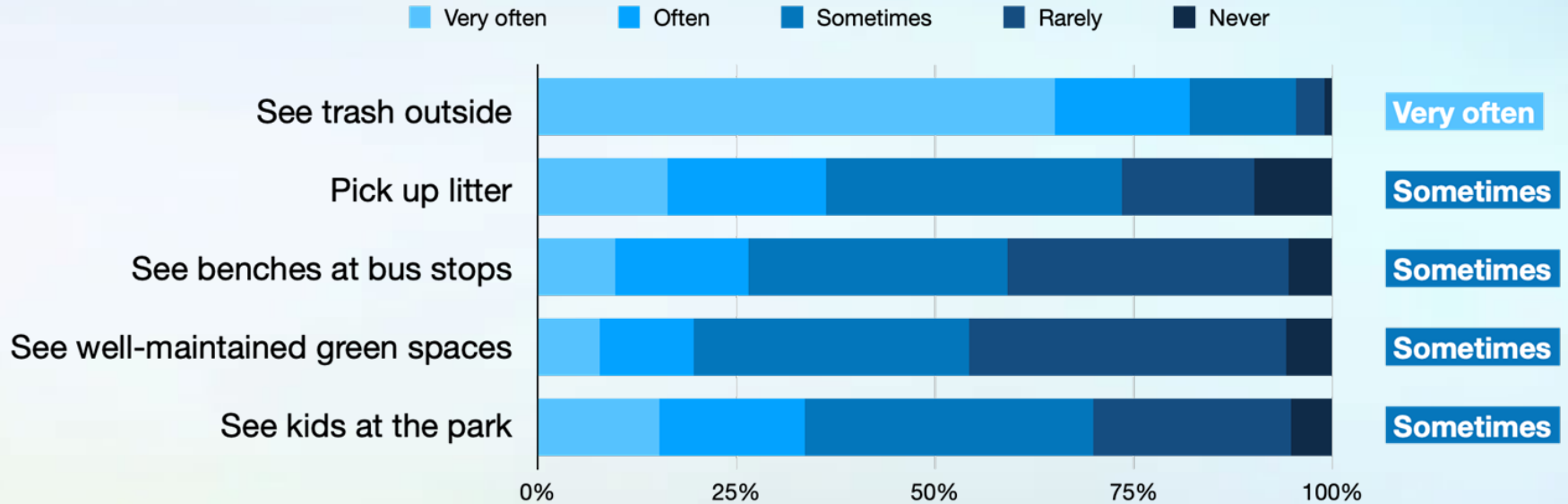
Results

What do you think is a major cause of air pollution?



Results

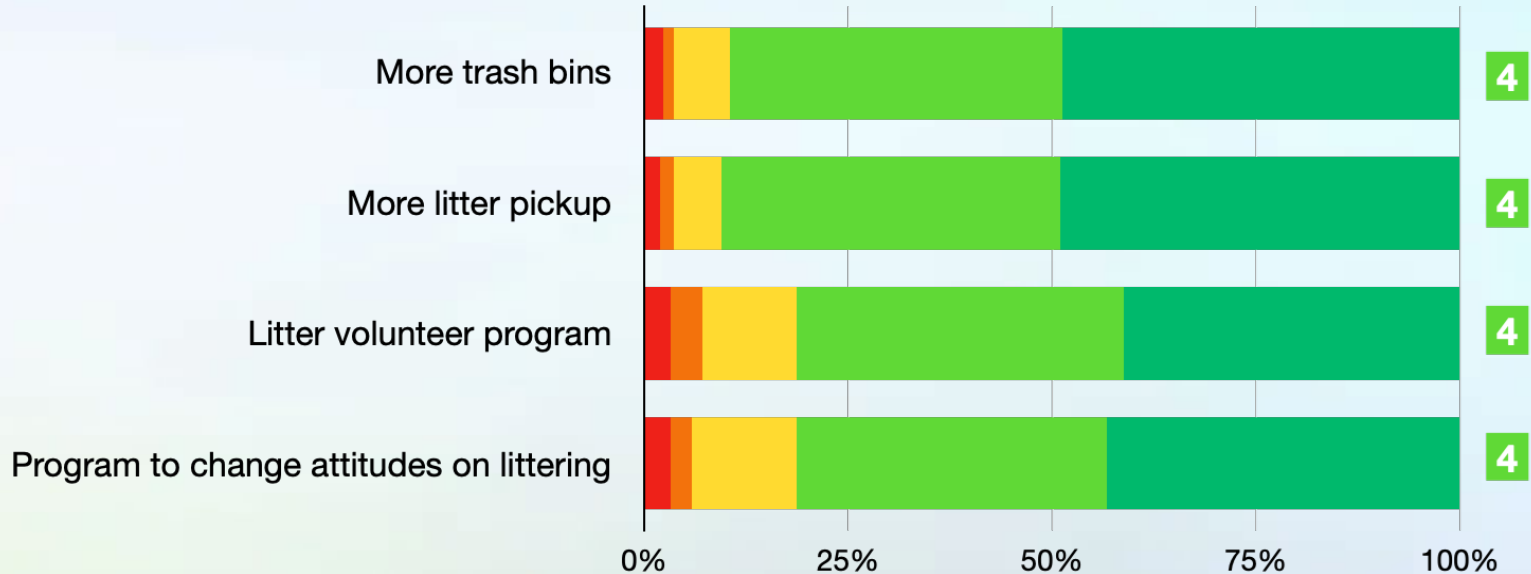
How often do you do and see the following in Richmond?



Results – Addressing Trash

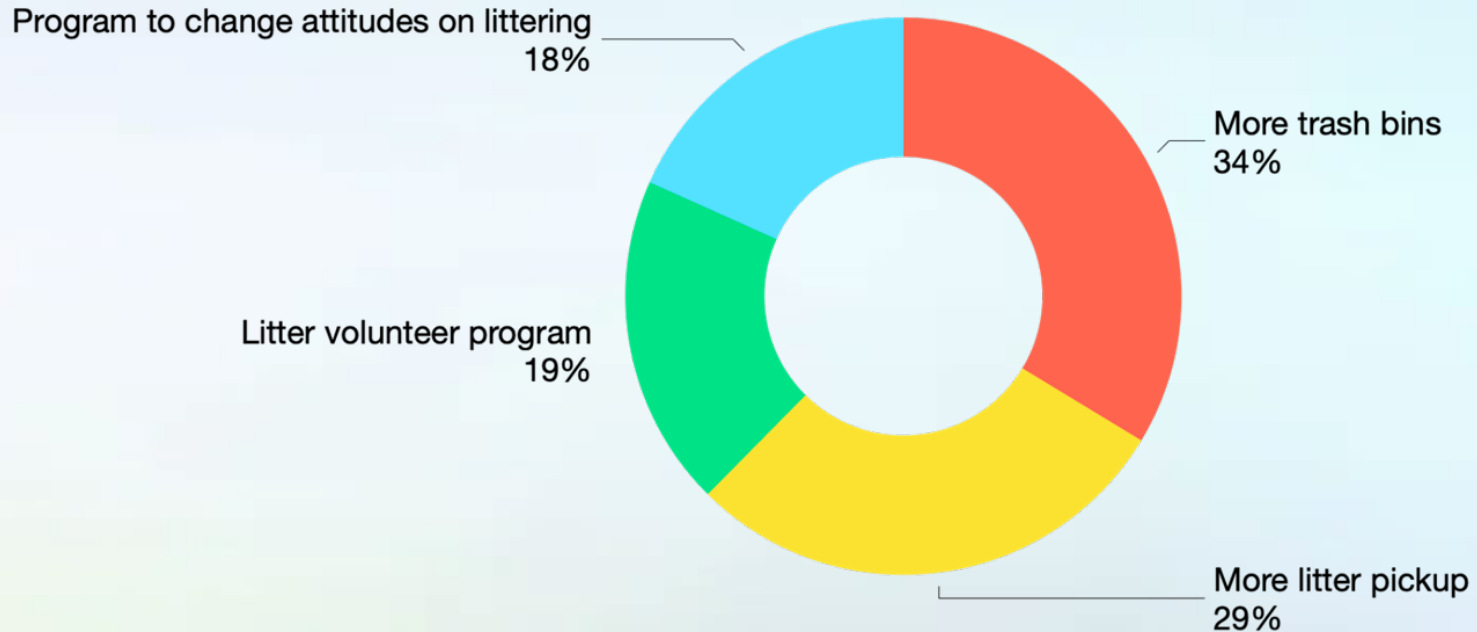
Do you agree or disagree with the following interventions to address trash?

1 - Strongly disagree 2 - Disagree 3 - Neutral 4 - Agree 5 - Strongly agree



Results – Addressing Trash

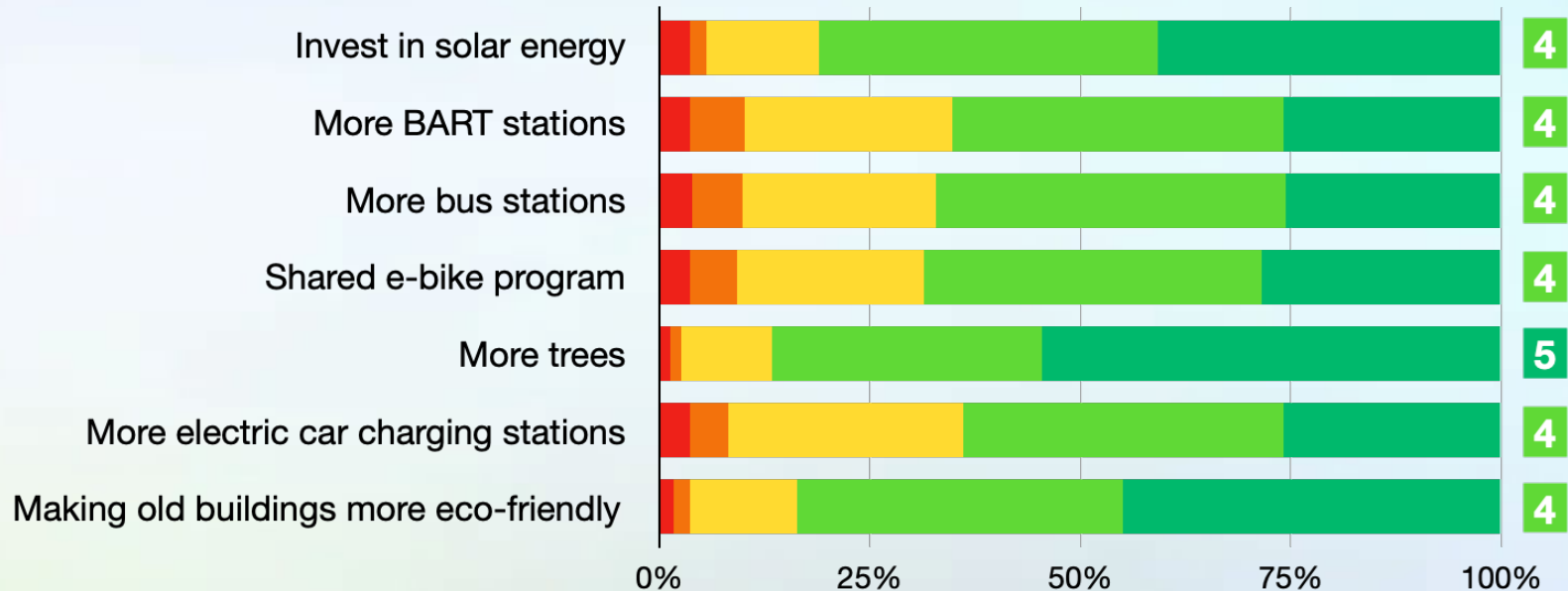
Which of these interventions do you prefer the most?



Results – Addressing Air Pollution

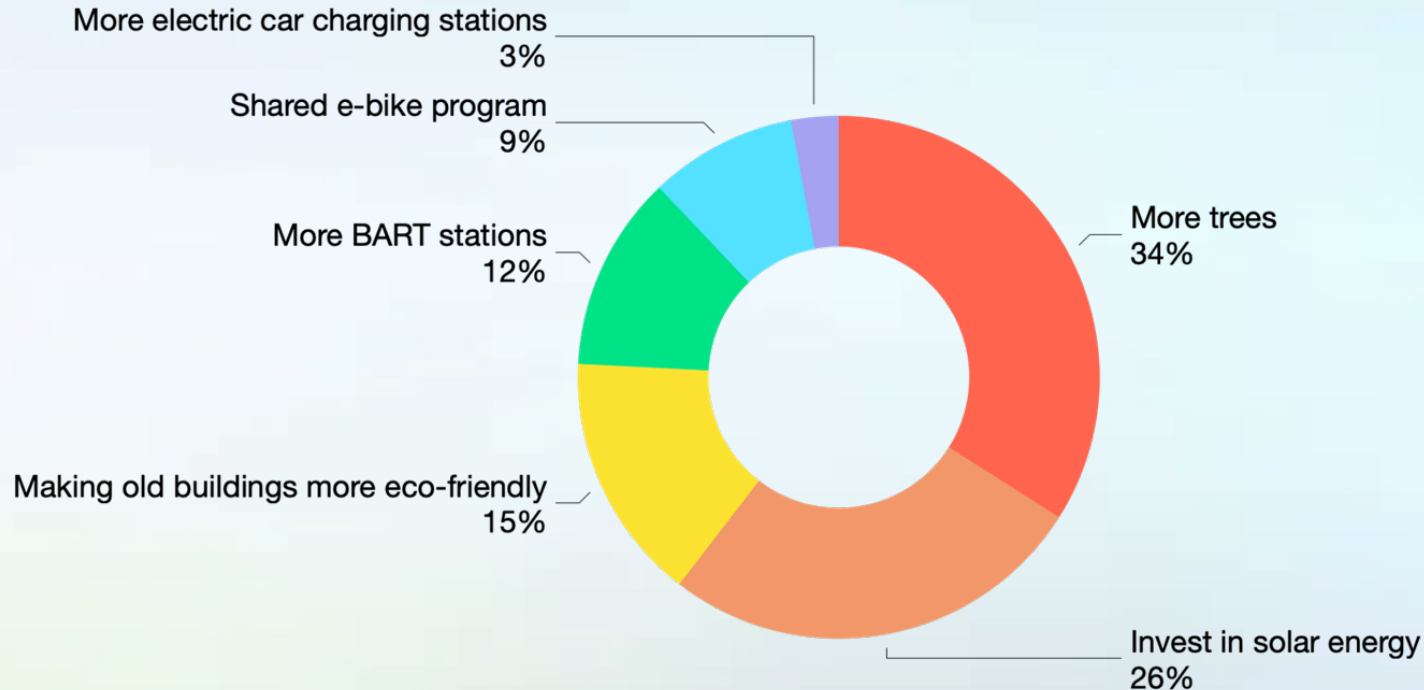
Do you agree or disagree with the following interventions to address air pollution?

1 - Strongly disagree 2 - Disagree 3 - Neutral 4 - Agree 5 - Strongly agree



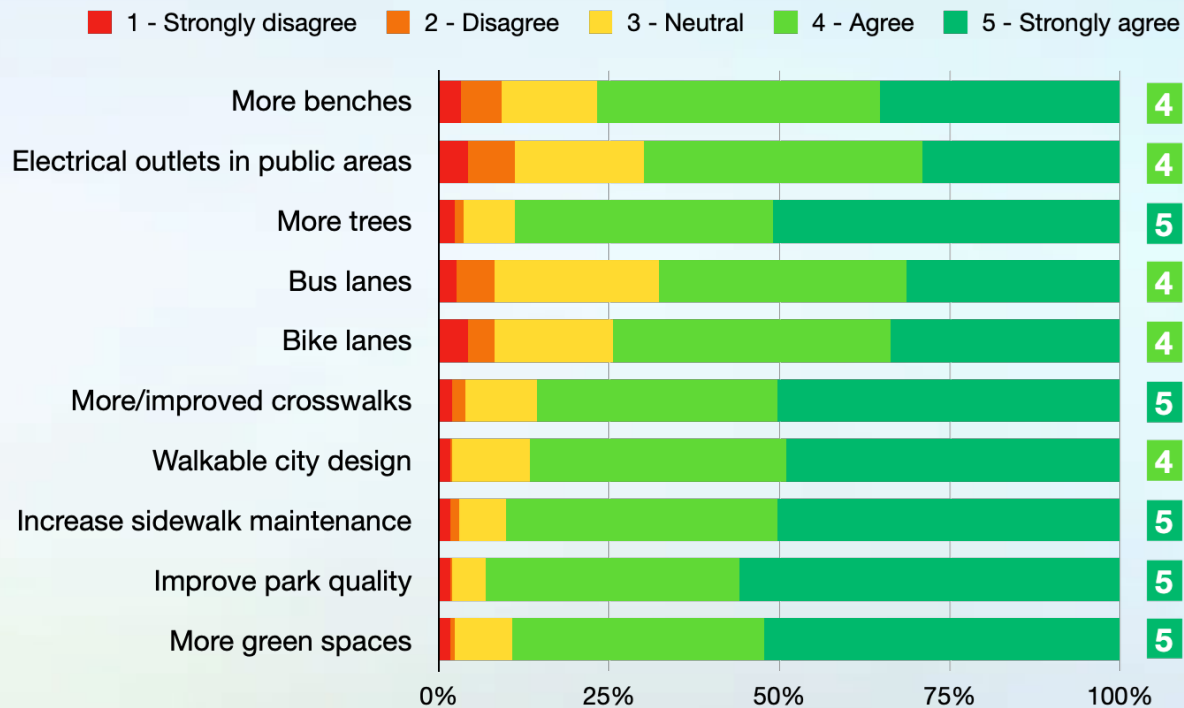
Results – Addressing Air Pollution

Which of these interventions do you prefer the most?



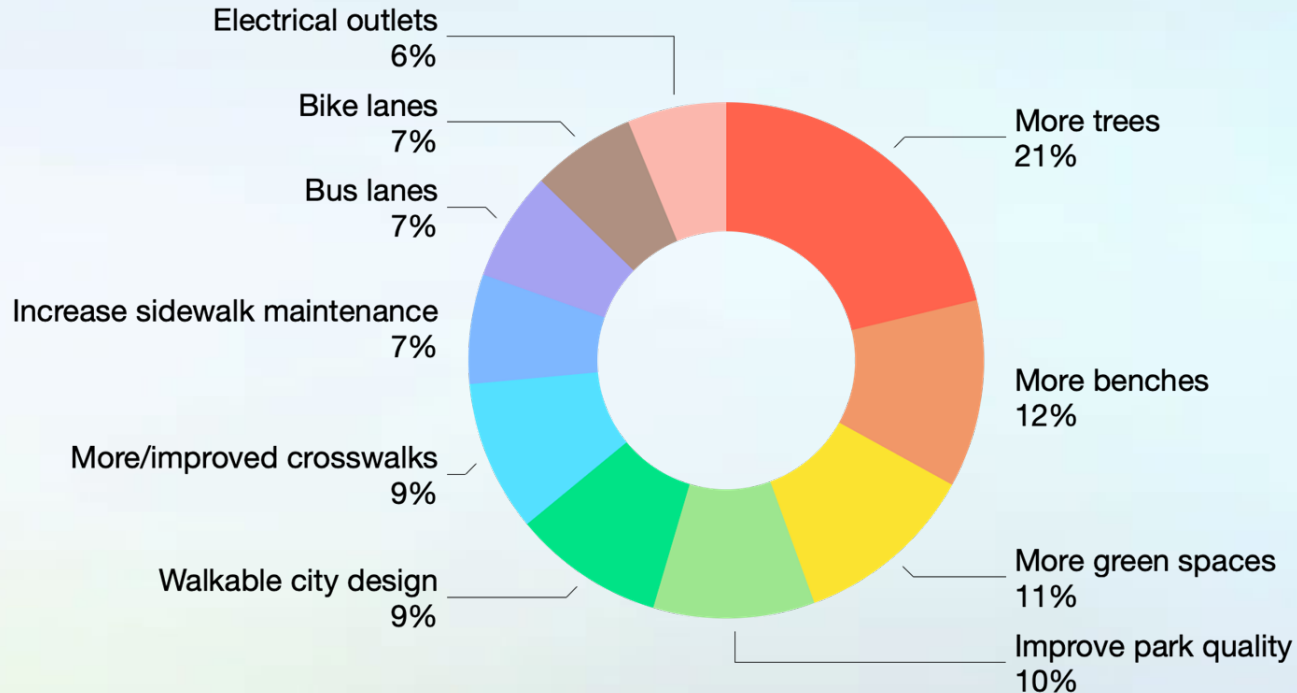
Results – Improving Neighborhood Quality

Do you agree or disagree with the following interventions to improve neighborhood quality?



Results – Improving Neighborhood Quality

Which of these interventions do you prefer the most?



Our Recommendations to Stakeholders

More trash bins

To Address Trash



Plant more trees

To Address Air Pollution



More green spaces with
trees and benches

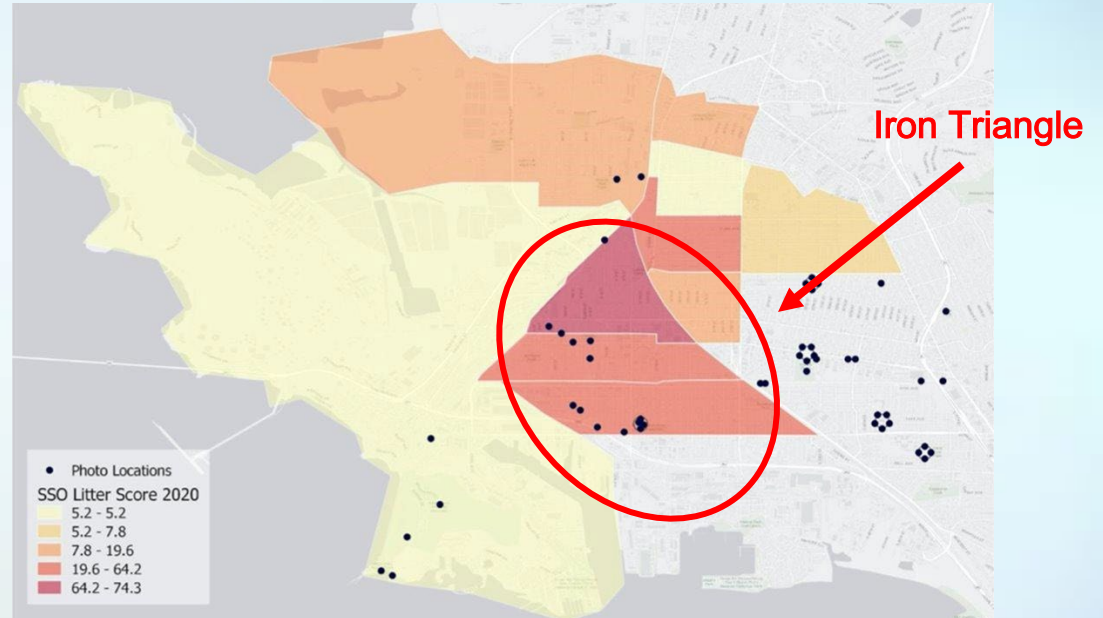
To Improve Neighborhood Quality



Our Plan for Addressing Trash

Increase Trash Cans

Make sure to have one trashcan per block in the Iron Triangle

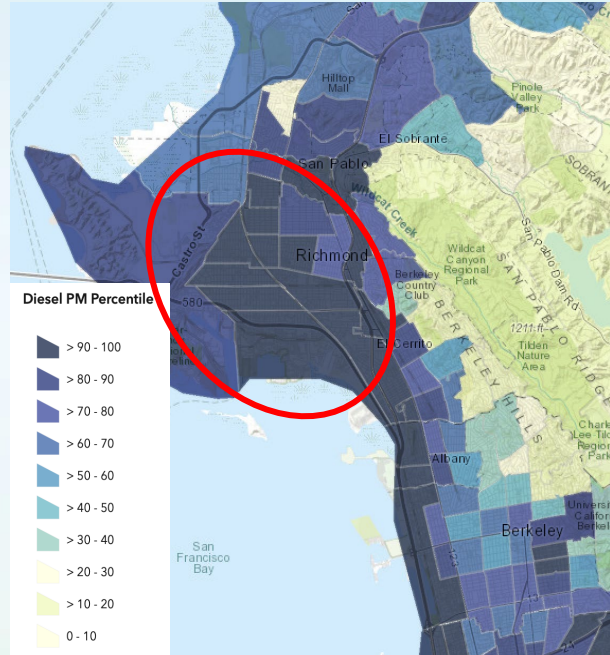


Map of litter in Richmond, CA

Credit: YPAR 2019 Cohort

Our Plan for Addressing Air Pollution

Plant more trees



Air Pollution (diesel particulate matter)

Credit: CES 4.0

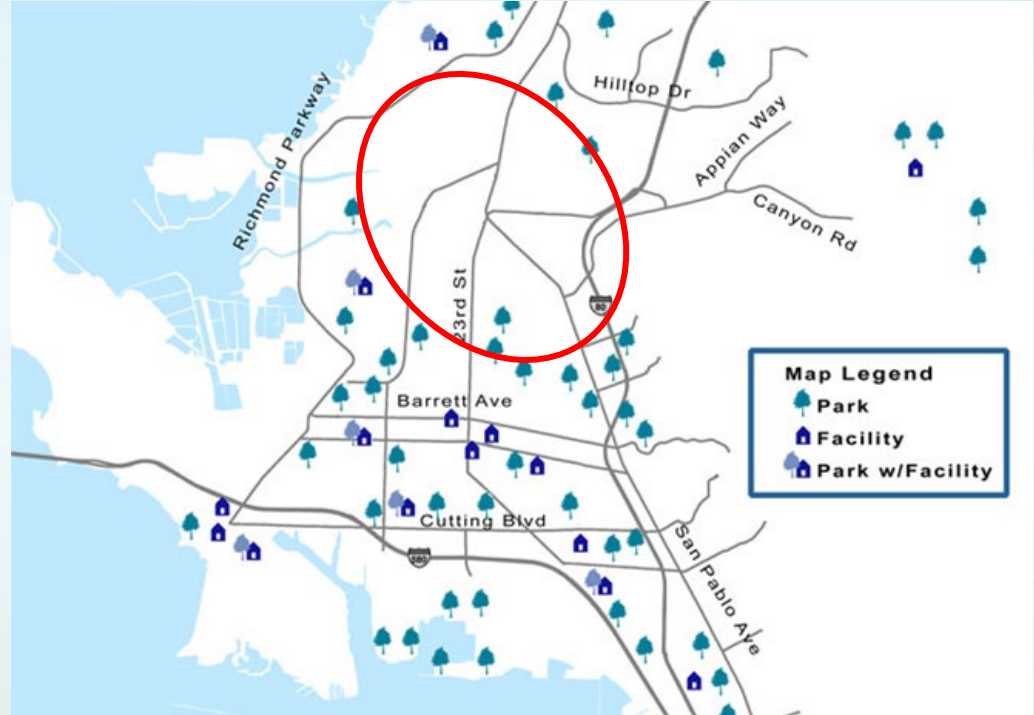


Child ER visits due to asthma

Credit: Sturla McNair Scholars 2021

Our Plan for Addressing Neighborhood Quality

More green spaces with trees and benches



Source: Richmond Parks and Facilities

Challenges and Limitations

- COVID-19 Pandemic
- Internet connection
- Time
- Uncompleted surveys



Our Personal Takeaways



A special thank you to...



Thank you to all the Community Based Organizations that supported us.

Lifelong team: Dr. Omoniyi Omotoso, Jennifer Mourelatos, Mrs. Flores

UCSF/UCB Team: Dr. Neeta Thakur, Dr. Rosemarie De La Rosa, Cindy Curiel, Daniel Correa Bucio, Jackie Ledesma, John McGinley

References

- <https://www.census.gov/quickfacts/rmond>
- <https://sites.google.com/g.ucla.edu/uclaheatmaps/map?authuser=0>
- https://healthpolicy.ucla.edu/chis/bhc/Documents/BHC_Fact_Sheet_Richmond.pdf
- <https://calisphere.org/exhibitions/37/richmond-shipyards/>

Thank you!
Any Questions?

